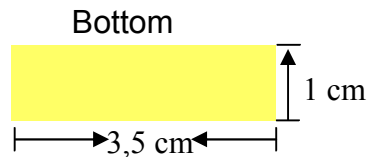
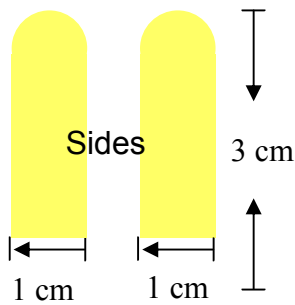


# Modern mailbox


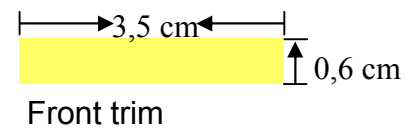
Materials: 2 small pieces of wood (1 x 11 cm.), foldable metal paper, paint and glue.



I have used the metal paper from the top of a box of chockolate milk powder. It has got the right size and thickness, and it's free :)

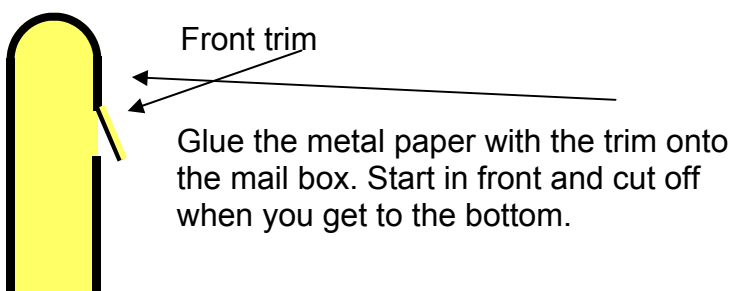
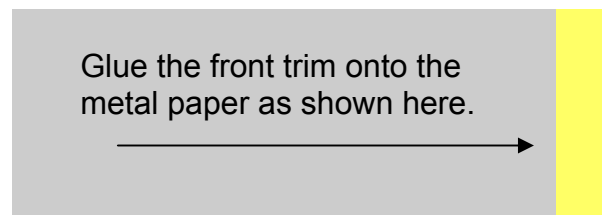
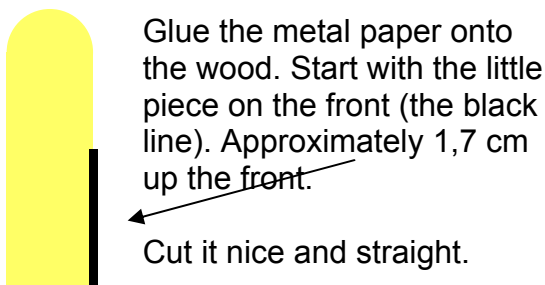


These are the measurements for the sides and bottom.



Glue along the red lines.

Smooth out the metal paper and make a piece 3,5 x approximately 8,5 cm.



If you do not understand this guide, you are welcome to contact me by e-mail: [kontakt@tanjal.dk](mailto:kontakt@tanjal.dk).  
Have fun. Sincerely, Tanja Lorentsen  
This is a print from [www.tanjal.dk](http://www.tanjal.dk)